

**PORCELAIN
SOLUTIONS**
AFFORDABLE LUXURY THAT INSPIRES

PORCELAIN PAVERS
SWATCH BOOK

CONTENTS

CONCRETE FINISH

Unity.....5

WOOD FINISH

Bark.....10

STONE FINISH




Alfresco.....15

Duality.....22


Gemstone.....26



Unity in Silt



Gemstone in Driftwood



Bark in Fawn



CONCRETE FINISH



UNITY

**GLOBAL
LOCAL
NUANCED**



CONCRETE FINISH

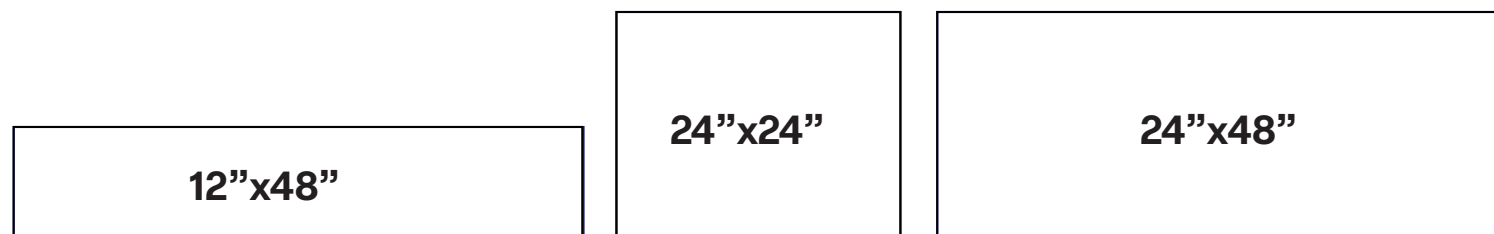
PACKAGING SPECIFICATIONS

SIZES		THICKNESS (IN)	PIECES PER BOX	UOM PER BOX	WEIGHT PER BOX	BOXES PER PALLET	UOM PER PALLET	WEIGHT PER PALLET*
FIELD TILES								
12"x48" RECTIFIED MATTE	NOMINAL	3/4"	4	16 SF	147 LBS	16	256 SF	2,352 LBS
24"x24" RECTIFIED MATTE	NOMINAL	3/4"	2	8 SF	76 LBS	36	288 SF	2,736 LBS
24"x48" RECTIFIED MATTE	NOMINAL	3/4"	2	16 SF	76.8 LBS	32	512 SF	2,457.6 LBS

* WEIGHT PER PALLET DOES NOT INCLUDE PALLET WEIGHT ITSELF. ALL OTHER SIZES WILL BE PACKAGED AS ORDERED. PLEASE CONTACT PORCELAIN SOLUTIONS CUSTOMER SERVICE AT 1-602-404-0690 FOR PACKAGING INFORMATION.

MINIMUM GROUT SIZE RECOMMENDED = 5 MM (OR APPROX. 3/16") IF STAGGERED TILE PLACEMENT, WE RECOMMEND USING A 30% OFFSET. IF SPECIFIED BRICK PATTERN WITH 1/2 PATTERN MANDATORY, A BIGGER GROUT IS RECOMMENDED TO HIDE IMPERFECTIONS OF INSTALLATION (MINIMUM 1/4").

SIZES:



COLORS:



SILT

ANTHRACITE

POWDER

CONCRETE FINISH

UNITY

*Actual Tile Sample May Vary From Image In Catalog. Physical Samples Are Always Recommended.

Silt 

CONCRETE FINISH

UNITY

*Actual Tile Sample May Vary From Image In Catalog. Physical Samples Are Always Recommended.

Powder




CONCRETE FINISH

UNITY

Anthracite




*Actual Tile Sample May Vary From Image In Catalog. Physical Samples Are Always Recommended.



WOOD FINISH



BARK



**URBAN
DETAILED
NATURAL**

WOOD FINISH

PACKAGING SPECIFICATIONS

SIZES		THICKNESS (IN)	PIECES PER BOX	UOM PER BOX	WEIGHT PER BOX	BOXES PER PALLET	UOM PER PALLET	WEIGHT PER PALLET*
FIELD TILES								
12"x48" RECTIFIED MATTE	NOMINAL	3/4"	4	16 SF	147 LBS	16	256 SF	2,352 LBS

* WEIGHT PER PALLET DOES NOT INCLUDE PALLET WEIGHT ITSELF. ALL OTHER SIZES WILL BE PACKAGED AS ORDERED. PLEASE CONTACT PORCELAIN SOLUTIONS CUSTOMER SERVICE AT 1-602-404-0690 FOR PACKAGING INFORMATION.

MINIMUM GROUT SIZE RECOMMENDED = 5 MM (OR APPROX. 3/16") IF STAGGERED TILE PLACEMENT, WE RECOMMEND USING A 30% OFFSET. IF SPECIFIED BRICK PATTERN WITH 1/2 PATTERN MANDATORY, A BIGGER GROUT IS RECOMMENDED TO HIDE IMPERFECTIONS OF INSTALLATION (MINIMUM 1/4").

SIZES:

12"x48"

COLORS:



FAWN



ASH



SEAGULL

WOOD FINISH

BARK

*Actual Tile Sample May Vary From Image In Catalog. Physical Samples Are Always Recommended.

Ash



WOOD FINISH

BARK

*Actual Tile Sample May Vary From Image In Catalog. Physical Samples Are Always Recommended.

Seagull



WOOD FINISH

BARK

*Actual Tile Sample May Vary From Image In Catalog. Physical Samples Are Always Recommended.

Fawn





STONE FINISH



ALFRESCO



**CASUAL
VARIETY
NATURAL**

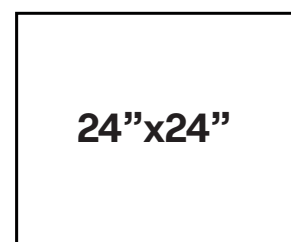
PACKAGING SPECIFICATIONS

SIZES		THICKNESS (IN)	PIECES PER BOX	SQ. FT PER BOX	WEIGHT PER BOX	BOXES PER PALLET	UOM PER PALLET	WEIGHT PER PALLET*
FIELD TILES								
24"x24" RECTIFIED	NOMINAL	3/4"	2	8 SF	76 LBS	36	288 SF	2,736 LBS
COPING								
12"x24" COPING	NOMINAL	3/4"	4	8 SF	73.6 LBS	40	160 SF	2,944 LBS
12"x24" STAR TREAD COPING	NOMINAL	3/4"	4	8 SF	73.6 LBS	40	160 SF	2,944 LBS
12"x24" DRAIN COPING	NOMINAL	3/4"	4	8 SF	73.6 LBS	40	160 SF	2,944 LBS
12"x24" DRAIN COPING WITH STAR	NOMINAL	3/4"	4	8 SF	73.6 LBS	40	160 SF	2,944 LBS

* WEIGHT PER PALLET DOES NOT INCLUDE PALLET WEIGHT ITSELF. ALL OTHER SIZES WILL BE PACKAGED AS ORDERED. PLEASE CONTACT PORCELAIN SOLUTIONS CUSTOMER SERVICE AT 1-602-404-0690 FOR PACKAGING INFORMATION.

MINIMUM GROUT SIZE RECOMMENDED = 5 MM (OR APPROX. 3/16") IF STAGGERED TILE PLACEMENT, WE RECOMMEND USING A 30% OFFSET. IF SPECIFIED BRICK PATTERN WITH 1/2 PATTERN MANDATORY, A BIGGER GROUT IS RECOMMENDED TO HIDE IMPERFECTIONS OF INSTALLATION (MINIMUM 1/4").


SIZES:



COLORS:



SHADOW



GRAYLING



SILVER



FROST



LUNAR



PANTONE

STONE FINISH

STONE FINISH

ALFRESCO

*Actual Tile Sample May Vary From Image In Catalog. Physical Samples Are Always Recommended.

Lunar



STONE FINISH

ALFRESCO

*Actual Tile Sample May Vary From Image In Catalog. Physical Samples Are Always Recommended.

Frost



STONE FINISH

ALFRESCO

*Actual Tile Sample May Vary From Image In Catalog. Physical Samples Are Always Recommended.

Grayling



STONE FINISH

ALFRESCO

*Actual Tile Sample May Vary From Image In Catalog. Physical Samples Are Always Recommended.

Silver



STONE FINISH

ALFRESCO

*Actual Tile Sample May Vary From Image In Catalog. Physical Samples Are Always Recommended.

Shadow



STONE FINISH

ALFRESCO

*Actual Tile Sample May Vary From Image In Catalog. Physical Samples Are Always Recommended.

Pantone



DUALITY



**ELEGANT
NEUTRAL
MODERN**

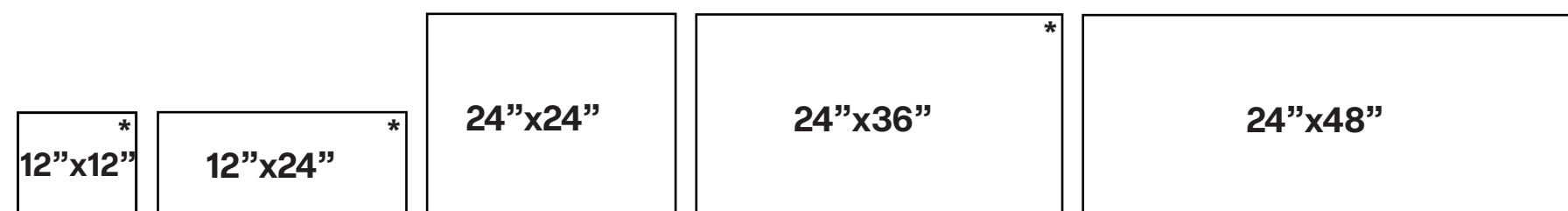
PACKAGING SPECIFICATIONS

SIZES		THICKNESS (IN)	PIECES PER BOX	UOM PER BOX	WEIGHT PER BOX	BOXES PER PALLET	UOM PER PALLET	WEIGHT PER PALLET*
FIELD TILES								
12"x12" RECTIFIED*	NOMINAL	3/4"	5	5 SF	45 LBS	45	225 SF	2,025 LBS
12"x24" RECTIFIED*	NOMINAL	3/4"	4	16 SF	147 LBS	16	256 SF	2,352 LBS
24"x24" RECTIFIED	NOMINAL	3/4"	2	8 SF	76 LBS	36	288 SF	2,736 LBS
24"x36" RECTIFIED*	NOMINAL	3/4"	2	12 SF	108 LBS	16	192 SF	1,728 LBS
24"x48" RECTIFIED	NOMINAL	3/4"	2	16 SF	76.8 LBS	32	512 SF	2,457.6 LBS

* WEIGHT PER PALLET DOES NOT INCLUDE PALLET WEIGHT ITSELF. ALL OTHER SIZES WILL BE PACKAGED AS ORDERED. PLEASE CONTACT PORCELAIN SOLUTIONS CUSTOMER SERVICE AT 1-602-404-0690 FOR PACKAGING INFORMATION.

MINIMUM GROUT SIZE RECOMMENDED = 5 MM (OR APPROX. 3/16") IF STAGGERED TILE PLACEMENT, WE RECOMMEND USING A 30% OFFSET. IF SPECIFIED BRICK PATTERN WITH 1/2 PATTERN MANDATORY, A BIGGER GROUT IS RECOMMENDED TO HIDE IMPERFECTIONS OF INSTALLATION (MINIMUM 1/4").

SIZES:




*Special Order

COLORS:



VEIN CUT WHITE



LAGOS AZUL



LIMESTONE CREME

STONE FINISH

STONE FINISH

Duality

*Actual Tile Sample May Vary From Image In Catalog. Physical Samples Are Always Recommended.

Vein Cut White



STONE FINISH

Duality

*Actual Tile Sample May Vary From Image In Catalog. Physical Samples Are Always Recommended.

Lagos Azul



STONE FINISH


Duality

*Actual Tile Sample May Vary From Image In Catalog. Physical Samples Are Always Recommended.

Limestone Cream



GEMSTONE



**ELEGANT
NEUTRAL
MODERN**


PACKAGING SPECIFICATIONS

SIZES		THICKNESS (IN)	PIECES PER BOX	UOM PER BOX	WEIGHT PER BOX	BOXES PER PALLET	UOM PER PALLET	WEIGHT PER PALLET*
FIELD TILES								
12"x48" RECTIFIED MATTE	NOMINAL	3/4"	4	16 SF	147 LBS	16	256 SF	2,352 LBS
24"x24" RECTIFIED MATTE	NOMINAL	3/4"	2	8 SF	76 LBS	36	288 SF	2,736 LBS
24"x48" RECTIFIED MATTE	NOMINAL	3/4"	2	16 SF	76.8 LBS	32	512 SF	2,457.6 LBS

* WEIGHT PER PALLET DOES NOT INCLUDE PALLET WEIGHT ITSELF. ALL OTHER SIZES WILL BE PACKAGED AS ORDERED. PLEASE CONTACT PORCELAIN SOLUTIONS CUSTOMER SERVICE AT 1-602-404-0690 FOR PACKAGING INFORMATION.

MINIMUM GROUT SIZE RECOMMENDED = 5 MM (OR APPROX. 3/16") IF STAGGERED TILE PLACEMENT, WE RECOMMEND USING A 30% OFFSET. IF SPECIFIED BRICK PATTERN WITH 1/2 PATTERN MANDATORY, A BIGGER GROUT IS RECOMMENDED TO HIDE IMPERFECTIONS OF INSTALLATION (MINIMUM 1/4").

SIZES:



COLORS:



LUMEN



VIVID



DRIFTWOOD

STONE FINISH

STONE FINISH

GEMSTONE

*Actual Tile Sample May Vary From Image In Catalog. Physical Samples Are Always Recommended.

Lumen



STONE FINISH

GEMSTONE

*Actual Tile Sample May Vary From Image In Catalog. Physical Samples Are Always Recommended.

Vivid



STONE FINISH

GEMSTONE

*Actual Tile Sample May Vary From Image In Catalog. Physical Samples Are Always Recommended.

Driftwood





BENEFITS OF PORCELAIN PAVERS

STYLISH - Porcelain takes available style options to a new level
MODULAR - For faster installation, simply lay as you go

DURABLE - Incredibly high breakage loads, up to 2,200 pounds
EASY TO CLEAN - With a tight surface texture, these pavers clean quickly

RESISTANT



TO FREEZE THAW
 Freeze thaw resistant
 —100% frost-free and properties remain unaltered at temperatures ranging from -51.1° to +60° C (-60° F to +140°F).



TO BREAKAGE
 Because every slab can withstand loads of over 2200 lbs.



TO CHEMICAL AGGRESSION
 Because our pavers are unaffected by alkalis, acids, chemical agents, salt and other de-icing materials.



TO STAINS
 Because a high density and ultra-low absorption rate creates a tight paver surface, it fends off surface mold, moss, dirt and other types of stains.

EASIER



TO LAY
 Because of superior accuracy in dimensional sizing and linear sides, the pavers allow for perfectly executed installations with tight and accurate lines.



TO CLEAN
 Because it can be cleaned with normal household cleaners and even pressure washed with a low pressure washing device.*

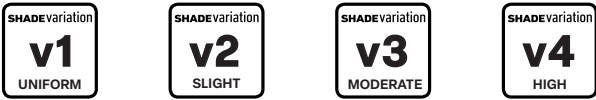


TO REMOVE
 Because a 24" x 24" slab weighs just 37 lbs., its light weight permits easy removal, serviceability and even reusability. (Excluding adhered installations).



FOR YOU
 Because the structured top textures formed on the surface of our pavers create non-slip surfaces.

SHADE VARIATION:



V1-Uniform Appearance: Minimal to no difference among pieces. **V2**-Slight Variation: Distinguishable differences in texture and/or pattern within similar colors. **V3**-Moderate Variation: Though the colors present in a single piece may indicate the color patterns to be expected on other tiles, the amount of colors on each piece might vary significantly. **V4**-High Variation: Random color variation from piece to piece, so that one paver may have a totally different color from the other pavers. Thus, the final installation will be unique.

















To make sure that you get the look you are after, find out how much color shade variation the pavers have before you make your purchase. Reviewing physical samples along with the “Porcelain Solutions Swatch Book” is recommended to help you decide on the acceptable color shade variations.

As the color and details of our porcelain pavers may vary from piece to piece and from run to run it is recommended to work from multiple boxes/pallets of pavers to achieve a favorable mix with an even distribution of the inherent colors.



TECHNICAL SPECIFICATIONS

This product meets or exceeds all standards described in ANSI A137.1.

	SPECS	TEST METHOD	INDUSTRY STANDARD	PORCELAIN SOLUTIONS VAL-	
	WATER ABSORPTION	ASTM C373	≤0.5%	≤0.4%	
		ASTM C373	0.5%	Meeting the water absorption criteria of the American national standard PTCA	
	SURFACE WEAR RESISTANCE	ANSI A137.1	Surface Wear-resistance properties of glazed vitreous and porcelain tiles.	ALL RESIDENTIAL / COMMERCIAL	
	CHEMICAL RESISTANCE	ASTM C650	A tile sample is placed in continuous contact with a variety of chemicals for 24 hours. No sample must show visible defects.	NOT AFFECTED	
	D.C.O.F. ACUTEST®	ANSI A326.3	≥0.42 WET	≥0.42 WET ≥0.42 WET 2CM	
	STAIN RESISTANCE	ASTM C1378	Surfaces are exposed to staining agents for 24 hours followed by four cleaning procedures. Results are recorded post cleaning.	NOT AFFECTED	
	BREAKING STRENGTH	ASTM C648	≥250 lbf	8mm ≥300 lbf 10mm ≥400 lbf	
	BREAKING STRENGTH OUTDOOR 3/4"	ASTM 1505	2000 lbf (10.9 kN)	≥2500 LBF	
	RESISTANCE TO FREEZE	ASTM C1026	A tile sample is subjected to repeated processes of freezing and thawing. Sample must show no visible defects.	RESISTANT	
	WARPAGE EDGE	ASTM C485	±0.40% or ±0.05 in (±1.8 mm)	± 0.40%	RECTIFIED
	WARPAGE DIAGONAL	ASTM C485	±0.40% or ±0.07 in (±1.8 mm)	± 0.40%	RECTIFIED
	WEDGING	ASTM C502	±0.25% or ±0.03 in (±0.8 mm)	± 0.25%	RECTIFIED
	WARPAGE EDGE	ASTM C485	±0.50% or ±0.07 in (±1.8 mm)	± 0.50%	CALIBRATED
	WARPAGE DIAGONAL	ASTM C485	±0.50% or ±0.07 in (±1.8 mm)	± 0.50%	CALIBRATED
	WEDGING	ASTM C502	±0.50% or ±0.08 in (±2.0 mm)	± 0.50%	CALIBRATED
	THICKNESS	ASTM C499	Range: ± 0.04 in	≤0.04 IN	

• Due to the inherent nature of fired porcelain tile, it is important to note that the coefficient of friction may vary within and between product runs.





CERTIFICATIONS & ACCREDITATIONS

Routine care instructions:

1. Wash with water to remove superficial dirt.
2. Application of Fila Cleaner® Fila (commercial product) diluted to an average of 1:200 to the surface.
3. Let the solution sit 5-7 minutes.
4. Remove the cleaner with a vigorous mechanical cleaning action using common hand cleaning equipment, or a suitable floor-cleaning appliance.
5. Dry the floor completely.

Note: For desired results, it is particularly important to combine the effect of the detergent with a vigorous mechanical cleaning action.

The products mentioned in these instructions do not officiate any official agreements with any floor cleaning product producers.

CLEANING & MAINTENANCE



GREEN MEMBERSHIPS & ACCREDITATIONS

DESCRIPTION

	Defines post-consumer content of as much as 3% recycled glass which reduces landfill impact.
	Defines pre-consumer content of as much as 45% recycled material which reduces our carbon footprint.
	Sourced >95% raw material within a 500 mile radius, which results in a smaller carbon footprint.
	Tile Council of North America and the American National Standards Institute's standard for sustainability and environmental impact.
	A declaration that values the environment and works daily to minimize our adverse impact upon it.
	The Health Product Declaration Collaborative transparency declaration for all naturally occurring materials.
	Certification of plant and product specific Environmental Product Declaration (EPD) which tracks environmental impacts from the production of porcelain tile.
	Underwriter's Laboratories certification of low emitting materials. Green Guard Gold certified.
	Bureau Veritas Standards Program verifies and certifies both pre- and post-consumer recycled content.
	Actively participates in the Tile Council of North America which allows us to be on the forefront of advances in the tile industry and its standards.
	USGBC is committed to suit a more sustainable life. Supports this mission by manufacturing products which aid architects in achieving USGBC certification.
	Sustainability and social practices support the mission of The International Living Future Institute which strives to create a socially just, culturally rich, and ecologically restorative community.
	The Tennessee Recycling Coalition is dedicated to promoting recycling and sustainable material management practices, Tennessee Recycler of the Year award for 2020.


This product meets or exceeds all standards described in ANSI A137.1.



2514 East Mohawk Lane, Suite 102, Phoenix, Arizona 85050

| www.porcelainsolutions.com

| 1-602-404-0690



**PORCELAIN
SOLUTIONS**
AFFORDABLE LUXURY THAT INSPIRES